



SWIBER SINGAPORE

4,750 BHP Anchor Handling Tug

GENERAL SPECIFICATION

General Particulars

Built	2007
Flag	Singapore
Class	BV
Notation	I ✕ HULL ✕ MACH Tug Unrestricted Navigation

Principal Dimensions

Length Overall	48.00m
Breadth Moulded	13.20m
Depth Moulded	5.20m
Design Draft	4.50m
GRT / NRT	977T / 293T

Machinery

Main Engine	2 x Caterpillar 3516B 2,375 BHP @ 1,600rpm
Propulsion	2 x FPP in kort nozzles
Generator	3 x Caterpillar 3408C, 340kW @ 1,500rpm
Gearbox	2 x Reintjes, model: WAF863L, Ratio 5.824:1
Bow Thruster	HRP 3001TT (5 Tons)
Steering Gear	1 x 5 t-m Torque, independent, Riq

Performance & Consumption

Bollard Pull	60 Tons
Free Run Speed	13.35 Knots
Fuel Consumption with tow condition	13.10 Tons/day
without tow condition	10.23 Tons/day
Deck Strength	5 Ton/m ²
Clear Deck Space	273m ²

Tank Capacity

Fuel Oil Tank	512m ³
Fresh Water	196m ³
Ballast Tank	92m ³
Foam Tank	13.7m ³
Dispersant Tank	19.3m ³

Accommodation

2 x 1 man Cabin	2 men
7 x 4 men Cabin	<u>28 men</u>
Total	<u>30 men</u>

Newcruz Offshore Marine Ltd

12 International Business Park , Cyberhub@IBP #03-02, Singapore 609920

Tel: +65 65050 600 | Fax: +65 65050 601 | Email: marketing@swiber.com | Website: www.swiber.com

SWIBER SINGAPORE

4,750 BHP Anchor Handling Tug

GENERAL SPECIFICATION

GMDSS & Navigation Equipment

Radar	2 x JRC - 48 Nm/ 64 Nm
Echo Sounder	1 x JRC
GPS	1 x JRC GPS MK II
Auto Pilot	1 x COMNAV
Magnetic Compass	1 x Saura, MR150 & T15
Gyro Compass	1 x Anschuetz
SSB (GMDSS)	JRC JSS 296
VHF	JRC JHS - 32B (2 sets) Portable Mcurdo (3 sets)
Navtex	JRC NCR 333
Inmarsat C	JRC JUE - 75 C
EPIRB	JRC JQE - 3A
PA System	Fitted
Doppler Speed log	JRC

Fire Fighting/ Extinguishing System

Fire Fighting	600m ³ /hr, with 2 monitors
Fixed Water Spraying System	
Foam/ Dispersant System	

Deck Machinery

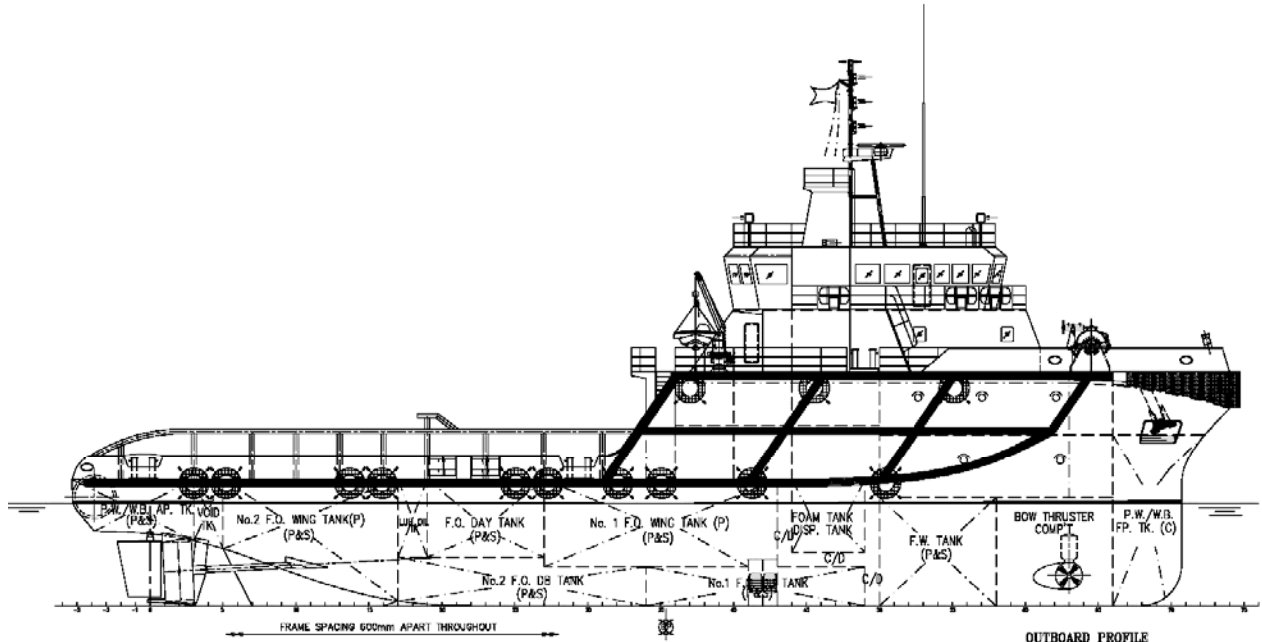
Anchor Windlass	1 x electro hydraulic type of 4T @ 12m/min for 34mm dia. U2 chain, ME
Anchor	2 x high-hold type, stowed in anchor pockets, 1080kg each
Towing Winch	1 x electro-hydraulic waterfall double drum type, ME Drum pull: 100MT (1 st layer) Brake holding: 150MT
Shark Jaw/Towing Pin	1 set hydraulic retractable type of SWL 200T
Tugger winch	2 x electro hydraulic type of 10T @ 15m/min, ME
Capstan	2 x electro hydraulic vertical type 5T @ 15m/min, ME
Stern Roller	4.0m length x 1.8m dia., SWL 200T
Rescue Boat Davit	1 x 33.6kN

Newcruz Offshore Marine Ltd

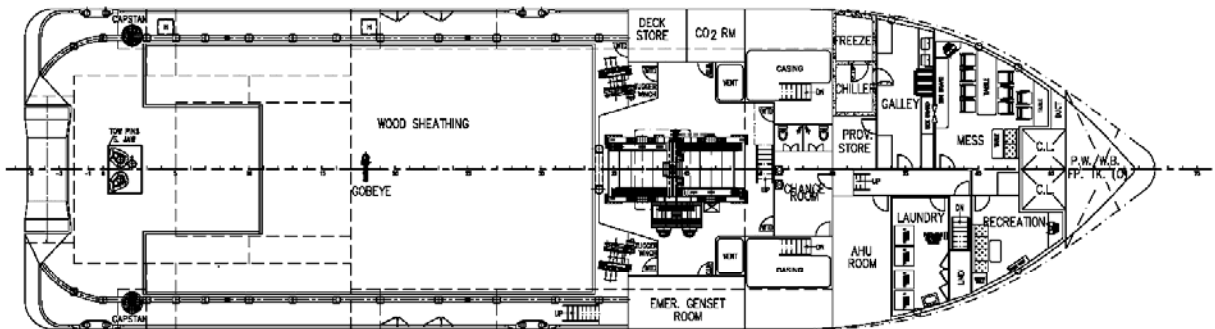
12 International Business Park , Cyberhub@IBP #03-02, Singapore 609920

Tel: +65 65050 600 | Fax: +65 65050 601 | Email: marketing@swiber.com | Website: www.swiber.com

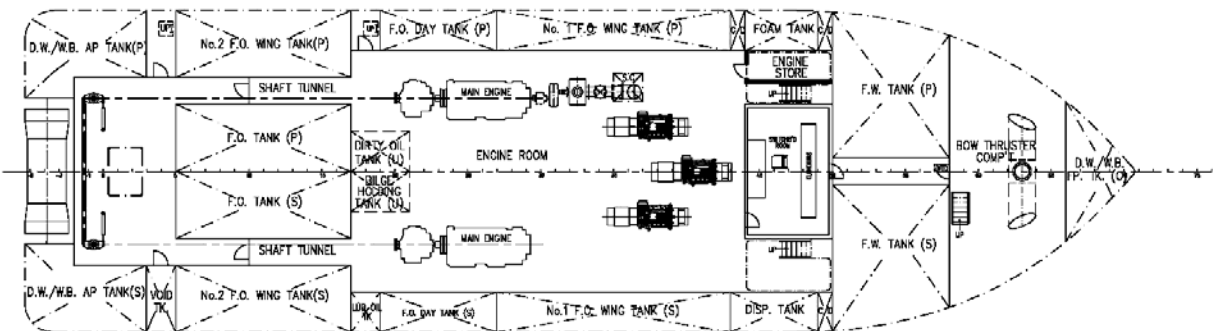
SWIBER SINGAPORE 4,750 BHP Anchor Handling Tug



OUTBOARD PROFILE



MAIN DECK PLAN



BELOW MAIN DECK PLAN

Newcruz Offshore Marine Ltd

12 International Business Park , Cyberhub@IBP #03-02, Singapore 609920

Tel: +65 65050 600 | Fax: +65 65050 601 | Email: marketing@swiber.com | Website: www.swiber.com