

SWIBER SANDEFJORD

5,000 BHP FiFi 1 Anchor Handling Tug/ Supply



GENERAL SPECIFICATION

General Particulars

Year Built	2009
Flag	Singapore
Class	BV
Notation	I ✕ HULL ✕ MACH Tug; Supply Vessel, Fire Fighting Ship 1-Water Spraying, Unrestricted Navigation

Principal Dimensions

Length Overall	58.70m
Breadth Moulded	14.60m
Depth Moulded	5.50m
Design Draft	4.75m
GRT / NRT	1,537T / 461T

Machinery

Main Engine	2 x 2,500PS Nigata 6MG28HX
Main Generator	3 x 383kW, 415V/3ph/50Hz, Caterpillar C18
Emergency Genset	1 x 65kW Perkins
Propulsion System	2 x ZF CPP in kort nozzles
Steering Gear	Electro-hydraulic of twin screw arrangement
Bow Thruster	1 x 6 Tons Kawasaki (C/P), 375kW

Performance & Consumption

Bollard Pull	66 Tons
Maximum Speed	13.96 Knots
Fuel Consumption with tow condition	16.25 Tons/day
without tow condition	13.52 Tons/day
Deck Loading	7 Ton/m ²
Clear Deck Area	375 m ²

Deck Machinery

Towing Winch	1 x 150 Tons Line Pull, Brake Hold 200T
Tow Drum	1,000m x 56mm wire rope, upper drum 1,000m x 56mm wire rope, lower drum
Anchor Windlass	2 x warping drum 9 Tons @ 12m/min, 40mm dia. Chain, Mentrade (elec-hyd)
Stern Roller	SWL 200 MT/ 5m(L) x 1.8m dia.
Shark Jaw/ Tow Pin	SWL 200 Tons Karmoy hydraulic
Tugger Winch	2 x 10 Tons @ 15m/min, Mentrade
Capstan	2 x 5 Tons @ 15m/min, Mentrade

Newcruz Offshore Marine Ltd

12 International Business Park , Cyberhub@IBP #03-02, Singapore 609920

Tel: +65 65050 600 | Fax: +65 65050 601 | Email: marketing@swiber.com | Website: www.swiber.com

SWIBER SANDEFJORD

5,000 BHP FiFi 1 Anchor Handling Tug/ Supply

GENERAL SPECIFICATION

Tank	Capacity	Discharge Rates
Fuel Oil	475m ³	1 x 150m ³ /hr @ 75m head
Fresh Water	230m ³	1 x 100m ³ /hr @ 75m head
W.B./D.W.	460m ³	1 x 100m ³ /hr @ 75m head
Mud	255m ³	2 x 70m ³ /hr @ 75m head
Dry Bulk Cement	187m ³	
Foam	13m ³	
Detergent	13m ³	

Accommodation

2 x 1 man cabin =	2 men
4 x 2 men cabin =	8 men
8 x 4 men cabin =	<u>32 men</u>
Total	<u>42 men</u>
Hospital	1 man

GMDSS System

GMDSS System	1 x Furuno Model RT-1800T, 150W for A1-2-3
Satellite EPIRB	1 unit
2-way Portable VHF Radio	3 x Icom Model GM-1500
SART	2 units
Navtex Receiver (GMDSS)	1 unit

Navigation Equipment

X-band Radar	2 x Furuno 64/96nm
Echo Sounder	1 x Furuno FE-700
DGPS	1 x Furuno GP-90
Magnetic Compass	1 x Robertson RGC-11
Autopilot	1 x Raytheon NautoPilot NP60
Weather Facsimile Receiver	1 x Furuno FAX-207
Dopper Speed Log	1 x Furuno DS-80
PA system	1 x 50W power output

Fire Fighting/ Extinguishing System

Meet FIFI Class 1 with water curtain all-round

External (FFS):-

Fire Pumps 2 x 1,500 m³/hr @ 13 bar

Fire Monitors

2 units, 1 w/ double barrel for foam discharge
1,200m³/hr @ 12 bar
throw Length 120m

Emergency Fire Pump

Elec-driven, 25m³/hr @
4.5 bar

Internal:-

CO₂ system in engine room

Life Saving/ Rescue Equipment

SOLAS Compliant

Miscellaneous/ Others

Fresh Water Maker	1 x ENWA reverse-os, cap. 5 Tons/day
Sewage Treatment Plant	1 x 42Pax
Oily Water Separator	1 x separator, 1m ³ /hr @ 15ppm

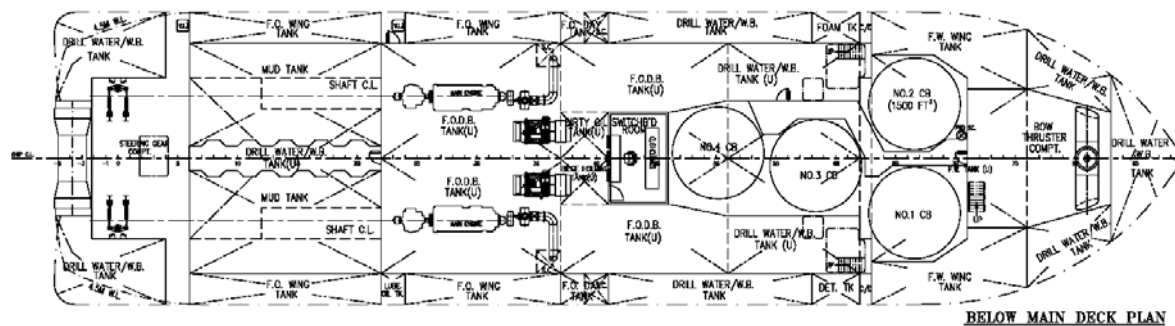
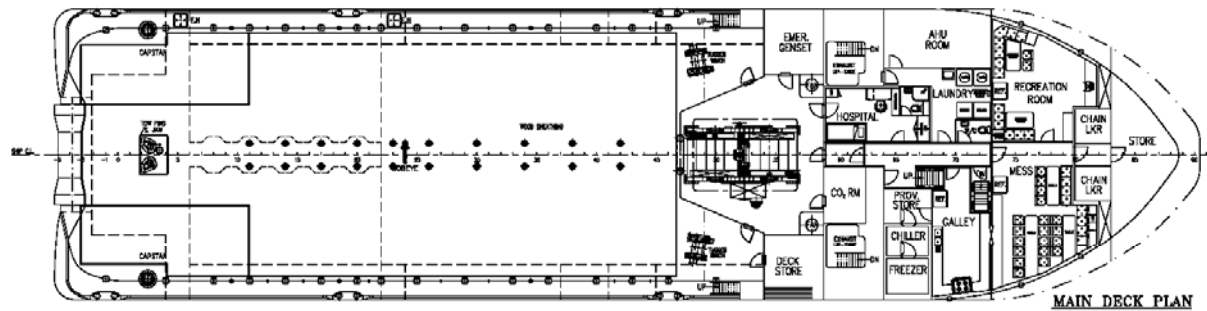
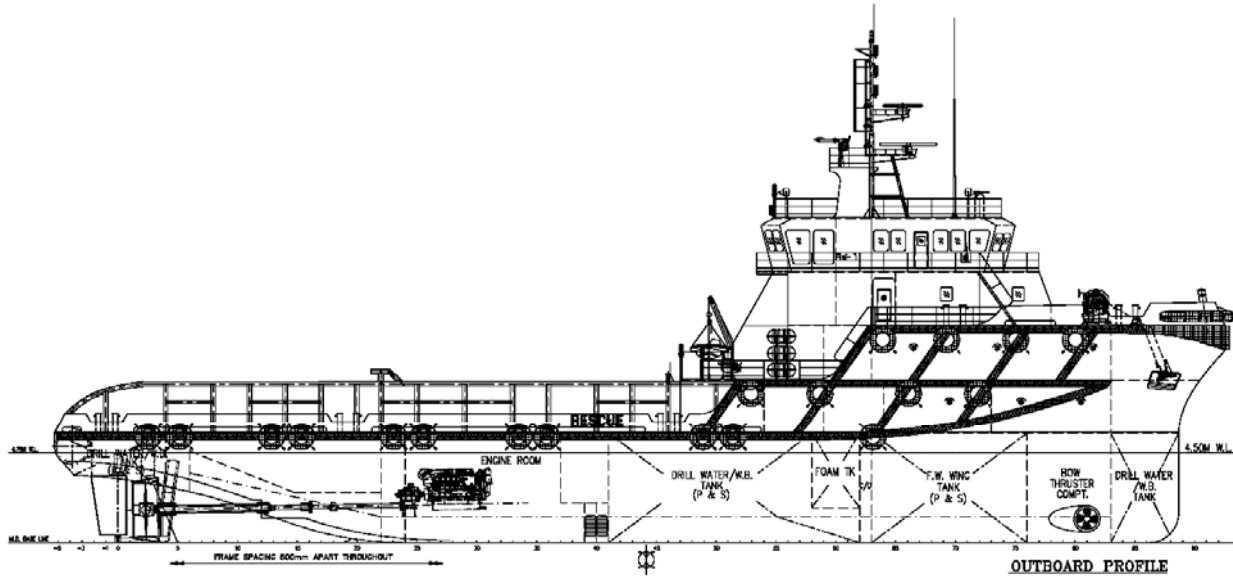
Newcruz Offshore Marine Ltd

12 International Business Park , Cyberhub@IBP #03-02, Singapore 609920

Tel: +65 65050 600 | Fax: +65 65050 601 | Email: marketing@swiber.com | Website: www.swiber.com

SWIBER SANDEFJORD

5,000 BHP FiFi 1 Anchor Handling Tug/ Supply



Newcruz Offshore Marine Ltd

12 International Business Park , Cyberhub@IBP #03-02, Singapore 609920

Tel: +65 65050 600 | Fax: +65 65050 601 | Email: marketing@swiber.com | Website: www.swiber.com