



## SWIBER NAVIGATOR

### 4,000 BHP Anchor Handling Tug

#### GENERAL SPECIFICATION

##### General Particulars

Year Built	2007
Flag	Singapore
Class	BV
Notation	I ✕ Hull ✕ Mach Tug, Multi-Purpose AHT Unrestricted Navigation

##### Principal Dimensions

Length Overall	45.00m
Length Waterline	43.43m
Breadth Moulded	11.80m
Depth Moulded	4.60m
Maximum Draft	3.80m
GRT / NRT	618T / 185T

##### Machinery

Main Engine	2 x 2,000 BHP Caterpillar 3516B (1,492kW @ 1,600 rpm)
Propulsion System	2 x fixed pitch propeller, dia. 2,400mm
Generator/Alternators	3 x 215kW Caterpillar 3406C 269kVA @ 1,500rpm, 415V/3ph/50Hz
Gearbox	2 x Twin Disc, model: MG5600DL Ratio – 5.76:1
Bow Thruster	1 x 3 Tons thrust electric motor, model: ATB SEVER CE
Steering Gear	1 x 5 t-m Torque (indep. twin screw), ME

##### Performance and Consumption

Bollard Pull	50 Tons
Maximum Speed	13 Knots
Economical Speed	11.5 Knots
Fuel Consumption with tow condition	10.14 Tons/day
without tow condition	8.45 Tons/day
Deck Cargo	100 Tons
Deck Strength	5 Ton/m <sup>2</sup>
Clear Deck Area	200m <sup>2</sup>

##### Newcruz Offshore Marine Ltd

12 International Business Park , Cyberhub@IBP #03-02, Singapore 609920

Tel: +65 65050 600 | Fax: +65 65050 601 | Email: [marketing@swiber.com](mailto:marketing@swiber.com) | Website: [www.swiber.com](http://www.swiber.com)

# SWIBER NAVIGATOR

## 4,000 BHP Anchor Handling Tug

### GENERAL SPECIFICATION

#### Deck Machinery

Anchor Windlass	1 x 5 Tons @ 12m/min double gypsies, ME suitable for 28mm dia. U2 chain (electro-hydraulic)
Anchor	2 x stockless anchor, 1,020kg each
Tugger Winch	2 x 5 Tons Line Pull @ 15m/min, ME
Anchor Handling Winch	100 Tons Pull @ 6 m/min with 200 Tons Brake Holding, ME
Stern Roller	1 x 150 Tons SWL, Dia. 1.45 x 3.5m length
Shark Jaws / Tow Pin	1 set 200 Tons capacity (electro-hydraulic c/w wire lifter), ME chain size 28 – 75mm
Crane	1.0T SWL x 15m

Tank	Capacity	Discharge Rates
Fuel Oil	549m <sup>3</sup>	1 x 50m <sup>3</sup> /hr @ 50m head
Fresh Water	140m <sup>3</sup>	1 x 50m <sup>3</sup> /hr @ 50m head
Lube Oil	1m <sup>3</sup>	
Foam	20m <sup>3</sup>	
Dispersant	10m <sup>3</sup>	
Mud Pump		2 x 70m <sup>3</sup> /hr @ 75m head

#### Accommodation

Berth	2 x 1 man cabin = 2 men 3 x 2 men cabin = 6 men 3 x 4 men cabin = <u>12 men</u>
Total	<u>20 men</u>

#### GMDSS & Navigation Equipment

GMDSS Console	1 x (A1 + A2 + A3)
Survival Radio	1 no. running on Lithium Battery
Immarsat C	1 x display unite, antenna, 30m cable
Echo Sounder	1 no.
Gyro Compass	Autopilot /Gyrocompass, Gyro container
Magnetic Compass	1 x MR150R reflector type search light c/w under deck control

#### Fire Fighting/ Extinguishing System

<b>External:-</b>	
Fire Pump	1 x 1,200m <sup>3</sup> /hr @ 120m head (Allied Centrifugal Pump)
Fire Monitor	2 x Fire Monitor with a discharge rate of 1,200m <sup>3</sup> /hr (inlet pressure 11 bar)

#### Life Saving/ Rescue Equipment

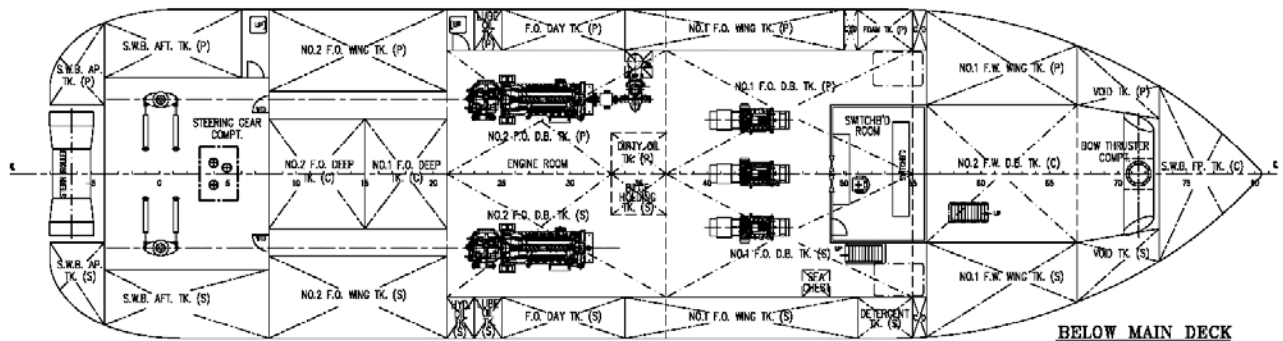
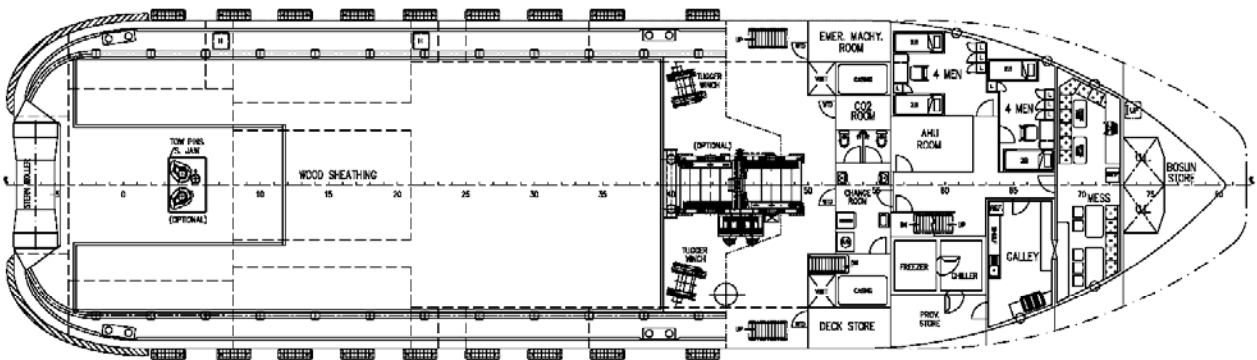
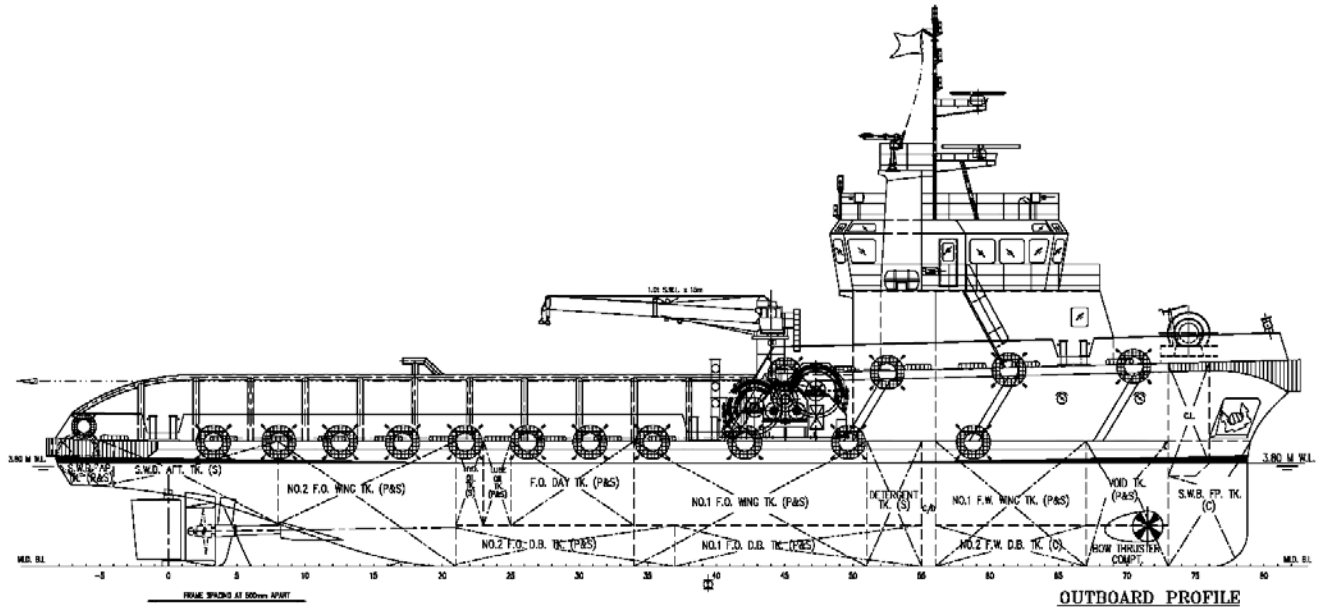
SOLAS Compliant

#### Newcruz Offshore Marine Ltd

12 International Business Park , Cyberhub@IBP #03-02, Singapore 609920

Tel: +65 65050 600 | Fax: +65 65050 601 | Email: marketing@swiber.com | Website: www.swiber.com

# SWIBER NAVIGATOR 4,000 BHP Anchor Handling Tug



**Newcruz Offshore Marine Ltd**

12 International Business Park , Cyberhub@IBP #03-02, Singapore 609920

Tel: +65 65050 600 | Fax: +65 65050 601 | Email: [marketing@swiber.com](mailto:marketing@swiber.com) | Website: [www.swiber.com](http://www.swiber.com)