

SWIBER EXPLORER

4,000 BHP Anchor Handling Tug



GENERAL SPECIFICATION

General Particulars

Year Built	2007
Flag	Marshall Island
Class	BV
Notation	I ✕ Hull ✕ Mach Tug, Multi-Purpose AHT Unrestricted Navigation

Principal Dimensions

Length Overall	45.00m
Length Waterline	43.43m
Breadth Moulded	11.80m
Depth Moulded	4.60m
Maximum Draft	3.80m
GRT / NRT	618T / 185T

Machinery

Main Engine	2 x 2,000 BHP Caterpillar 3516B (1,492kW @ 1,600 rpm)
Generator/Alternators	3 x 215kW Caterpillar 3406C 269kVA @ 1,500rpm, 415V/3ph/50Hz
Gearbox	2 x Twin Disc, model: MG5600DL Ratio - 5.76:1
Bow Thruster	1 x 3 Tons thrust electric motor, model: ATB SEVER CE
Steering Gear	1 x 5 t-m Torque (indep. twin screw), ME
Propulsion System	2 x fixed pitch propeller, dia. 2,400mm

Performance and Consumption

Bollard Pull	50 Tons
Maximum Speed	13 Knots
Economical Speed	11.5 Knots
Fuel Consumption with tow condition	13.1 Tons/day
without tow condition	10.1 Tons/day
Deck Cargo	100 Tons
Deck Strength	5 Ton/m ²
Clear Deck Area	200m ²

Newcruz Offshore Marine Ltd

12 International Business Park , Cyberhub@IBP #03-02, Singapore 609920

Tel: +65 65050 600 | Fax: +65 65050 601 | Email: marketing@swiber.com | Website: www.swiber.com

SWIBER EXPLORER

4,000 BHP Anchor Handling Tug

GENERAL SPECIFICATION

Deck Machinery

Anchor Windlass	1 x 5 Tons @ 12m/min double gypsies, ME suitable for 28mm dia. U2 chain (electro-hydraulic)
Anchor	2 x stockless anchor, 1,020kg each
Tugger Winch	2 x 5 Tons Line Pull @ 15m/min, ME
Towing Winch	100 Tons Pull @ 6m/min with 200 Tons Brake Holding, ME
Stern Roller	1 x 150 Tons SWL, 1.45 dia. x 3.5m length
Shark Jaws/ Tow Pin	1 set 200 Tons capacity (electro-hydraulic c/w wire lifter), ME chain size dia. 28mm – 75mm
Crane	1.0 Ton SWL x 15m

Tank	Capacity	Discharge Rates
Fuel Oil	535m ³	1 x 50m ³ /hr @ 50m head
Fresh Water	140m ³	1 x 50m ³ /hr @ 50m head
Lube Oil	1m ³	
Foam	20m ³	
Dispersant	10m ³	
Mud Pump		2 x 70m ³ /hr @ 75m head

Accommodation

Berth	2 x 1 man cabin = 2 men 3 x 2 men cabin = 6 men 3 x 4 men cabin = <u>12 men</u>
Total	<u>20 men</u>

GMDSS & Navigation Equipment

GMDSS Console	1 x (A1 + A2 + A3)
Survival Radio	1 no. running on Lithium Battery
Immarsat C	1 x display unite, antenna, 30m cable
Echo Sounder	1 no.
Gyro Compass	Autopilot /Gyrocompass, Gyro container
Magnetic Compass	1 x MR150R reflector type search light c/w under deck control

Fire Fighting / Extinguishing System

External:-	
Fire Pump	1 x 1,200m ³ /hr @ 120m head (Allied Centrifugal Pump)
Fire Monitor	2 x 1,200m ³ /hr (inlet pressure 11 bar)

Life Saving / Rescue Equipment

SOLAS Compliant

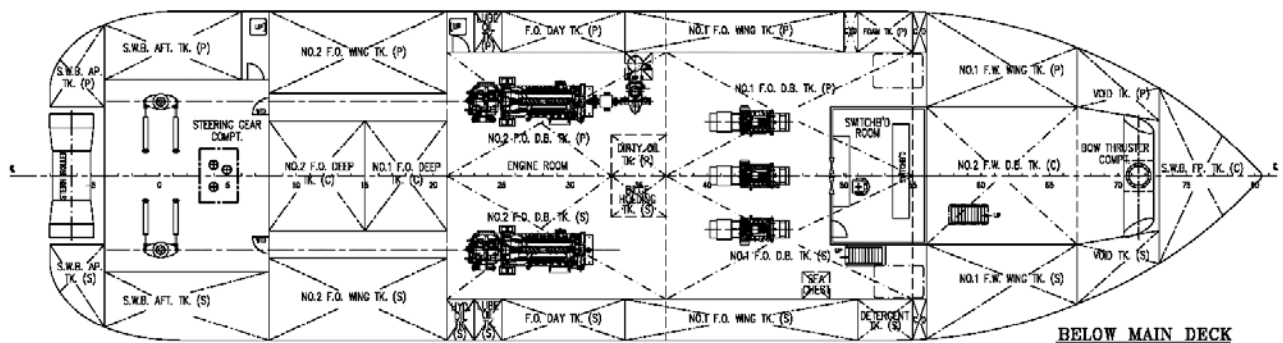
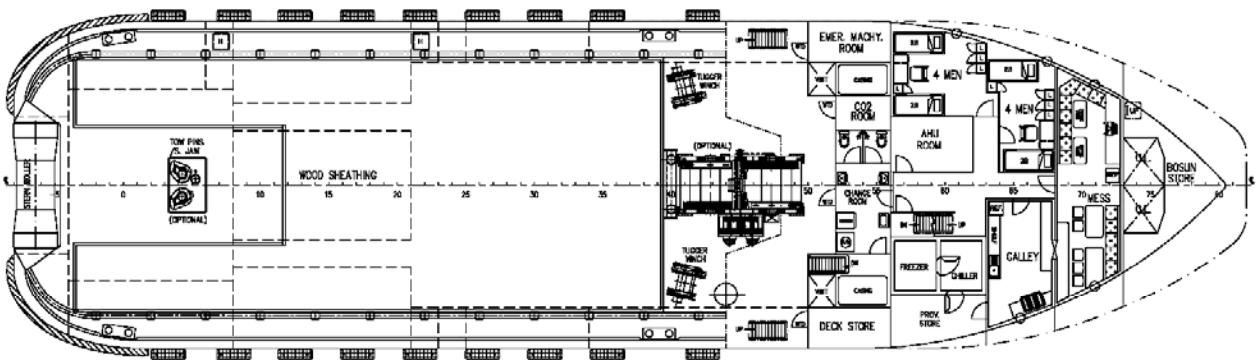
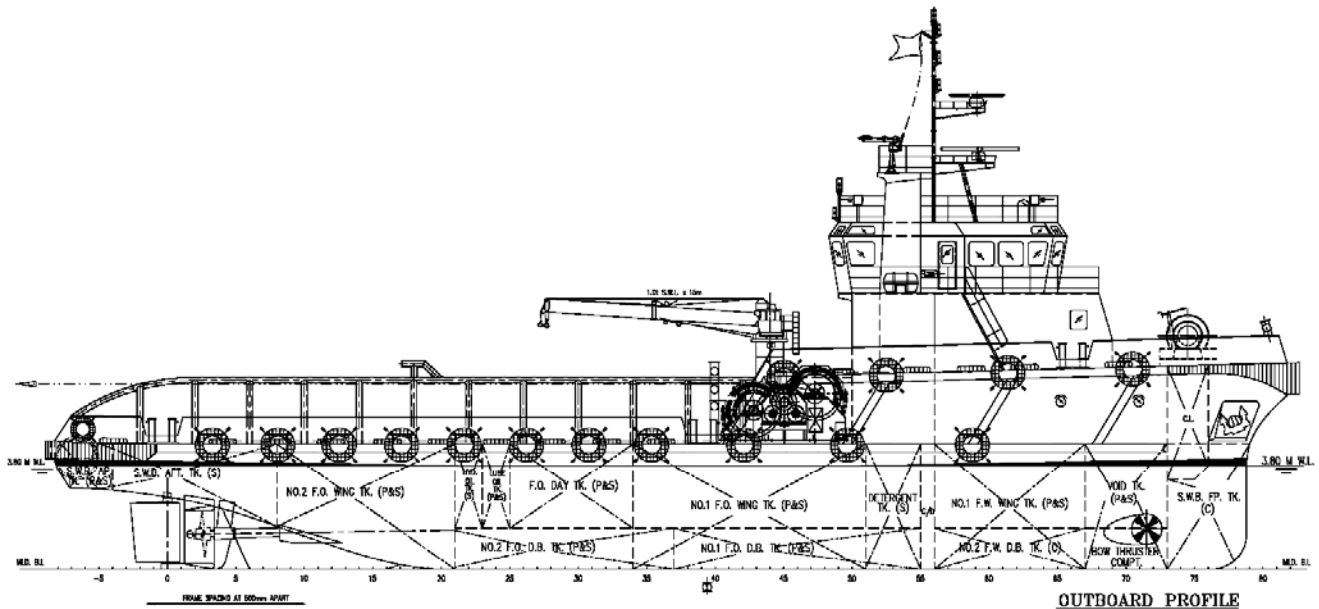
Newcruz Offshore Marine Ltd

12 International Business Park , Cyberhub@IBP #03-02, Singapore 609920

Tel: +65 65050 600 | Fax: +65 65050 601 | Email: marketing@swiber.com | Website: www.swiber.com

SWIBER EXPLORER

4,000 BHP Anchor Handling Tug



Newcruz Offshore Marine Ltd

12 International Business Park , Cyberhub@IBP #03-02, Singapore 609920

Tel: +65 65050 600 | Fax: +65 65050 601 | Email: marketing@swiber.com | Website: www.swiber.com