



SWIBER ANNA

3,500 BHP Anchor Handling Tug

GENERAL SPECIFICATION

General Particulars

Year Built	2007
Flag	Indonesia
Class	BV and BKI (Dual Class)
Notation	I ✕ Hull, MACH Tug, Special Service - Anchor Handling, FIFI 1, Unrestricted Navigation

Principal Dimensions

Length Overall	45.00m
Breadth Moulded	11.00m
Depth Moulded	4.00m
Design Draft	3.20m
GRT / NRT	497T / 149T

Propulsion

Main Engine	2 x Caterpillar 3512B, rated at 1,305kW @ 1,600rpm
Reduction Gear	2 x Twin Disc MG 5600,
Transmission	Ratio 5.04 :1
Generator Sets	3 x Caterpillar 3406C, 245kW @ 1,500rpm, 415V/3ph/50Hz
Bow Thruster	1 x HRP 3001TT FP, 4.0T driven by electric motor
Propeller	2 x FPP – 2000mm diameter
Shafting /Stern Tube	2 x oil lubricated
Steering Gear	1 x electro-hydraulic, 2 x 2.0 t- m Torque

Performance & Consumption

Bollard Pull	43 Tons
Maximum Speed	12 Knots
Fuel Consumption	
At 100% MCR	12.13 Tons/day
At 85% MCR	10.31 Tons/day
with tow condition	8.42 Tons/day (Approx.)
without tow condition	7.88 Tons/day (Approx.)
Deck Strength	5.0 Ton/m ²
Clear Deck Area	210 m ²

Tank

	Capacity	Discharge Rates
Fuel Oil	270m ³	1 x 49m ³ /hr @ 50m head - Azcue
Fresh Water	132m ³	1 x 50m ³ /hr @ 50m head - Azcue

Accommodation

Berths	2 x 1 man cabin =	2 men
	1 x 2 men cabin =	2 men
	4 x 4 men cabin =	<u>16 men</u>
	Total	<u>20 men</u>

Newcruz Offshore Marine Ltd

12 International Business Park , Cyberhub@IBP #03-02, Singapore 609920

Tel: +65 65050 600 | Fax: +65 65050 601 | Email: marketing@swiber.com | Website: www.swiber.com

SWIBER ANNA

3,500 BHP Anchor Handling Tug

GENERAL SPECIFICATION

Deck Machinery

Towing winch	1 x Plimsoll high pressure winch waterfall type
- Pulling Capacity	100 Tons x 6m/min, 1st layer of each drum, 45T x 12m/min, 20T x 24m/min.
- Wire Capacity	1,000m x 52mm dia. wire each
- Brake Holding	150 Tons on 1 st layer for each drum
Anchor	2 x stockless anchor 900kg + 357.5m x 26mm Grade U2 stud link chain
Anchor Windlass	1 x electro-hydraulic, 4T @ 12m/min c/w double gypsy and single split drum, Plimsoll
- Wire Capacity	100m x 86mm dia. (P.P rope)
- Brake Holding	10T x 15m/min on 1 st layer
Tugger Winch	2 x electro-hydraulic, 10T @ 15m/min
Vertical Capstan	2 x electro-hydraulic 5T @ 15m/min with warping end 380mm diameter
Shark Jaws/ Towing Pin	1 set 200T @ capacity 32-75mm dia. chain and wire rope/ SWL 100T
Stern Roller	3.5m length with 1.5m diameter and designed to take 150T line pull at 90°
Deck Crane	1 x electro-hydraulic deck crane 2T @ 9m (6m + 3m)

GMDSS System & Navigation Equipment

GMDSS	A1+A2+A3 Furuno FS-1570 SSB, FM-8800 VHF DSC 70, DP-6 NBDP Terminal
Navtex Receiver	1 x Furuno NX 700
GMDSS Portable	3 x VHF – ICOM IC-M1600E
Internal Communication	1 x Kocom KIP-611PG
Echo Sounder	1 x Furuno Model LS-4100 5 5 inch 300W Dual
GPS	1 x Furuno GP -150
Radar Transponder	2 x ACR-SART
EPIRB	1 x GME 406/121.5 MHz
Radar	1 x Furuno FR-1505 MK111 72nm X-band 15"
Speed Log	1 x Ben marine Anthea
Immarsat-C	1 x Furuno felcom-15
Magnetic Compass	2 x Standard compass SR-150PK and steering compass T-150
Autopilot	1 x Simrad AP-35
Clear View Screen	2 x 310mm, 24VDC
Satellite Compass	1 x Furuno SC-50
AIS	1 x Furuno FA-150
Wind speed direction indicator	1 x Wizard
Printer	2 x Furuno PP 510
Repeater	1 x Furuno RD-30
Clinometer	1 x Gravity Type

Newcruz Offshore Marine Ltd

12 International Business Park , Cyberhub@IBP #03-02, Singapore 609920

Tel: +65 65050 600 | Fax: +65 65050 601 | Email: marketing@swiber.com | Website: www.swiber.com

SWIBER ANNA

3,500 BHP Anchor Handling Tug

GENERAL SPECIFICATION

Fire Fighting/ Extinguishing System

Fire Pump 1	1 x main engine driven, PTO.
Fire Pump 2	1 x independent engine Caterpillar 3412
Sprinkler System	Electric motor driven pump
Fire Monitors	2 x 1,200m ³ /hr @ 10 bar
Fire Hydrant c/w fire hose	5 units
Fire extinguisher	15 units
Emergency Fire Pump	Engine driven, 25m ³ x 30m head, portable type

Miscellaneous/ Others

Fresh Water Maker	1 x ENWA reverse-os, cap 5 Tons/day
Sewage Treatment Plant	1 x 25Pax
Oily Water Separator	1 x 0.5m ³ /hr x 2kg/cm ² @ 15ppm
Chiller	2,500mm (L) x 1,400mm (W) x 2,400mm (H)
Freezer	2,500mm (L) x 1,400mm (W) x 2,400mm (H)

Life Saving/ Rescue Equipment (complement for 20Pax)

Centralized Smoke and Heat Detector	1 unit
Inflatable Life-Raft	2 x 20Pax
Life Jacket	25 units
Line Throwing Apparatus	1 unit
Parachute Distress Rockets	12 units
MOB Signal	2 units (Port and Starboard)

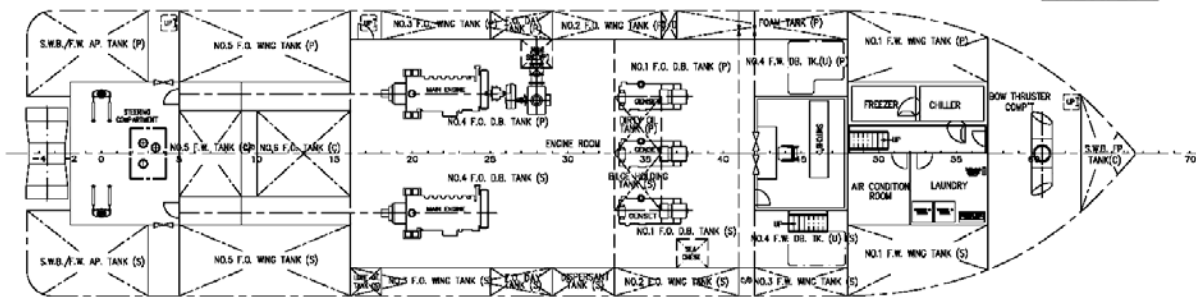
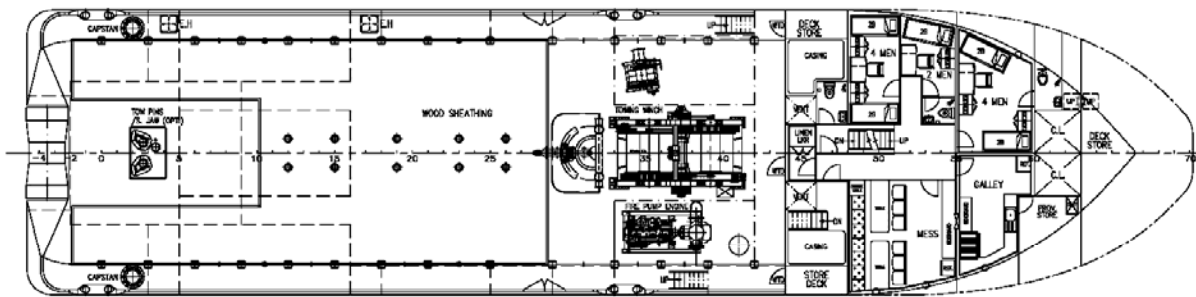
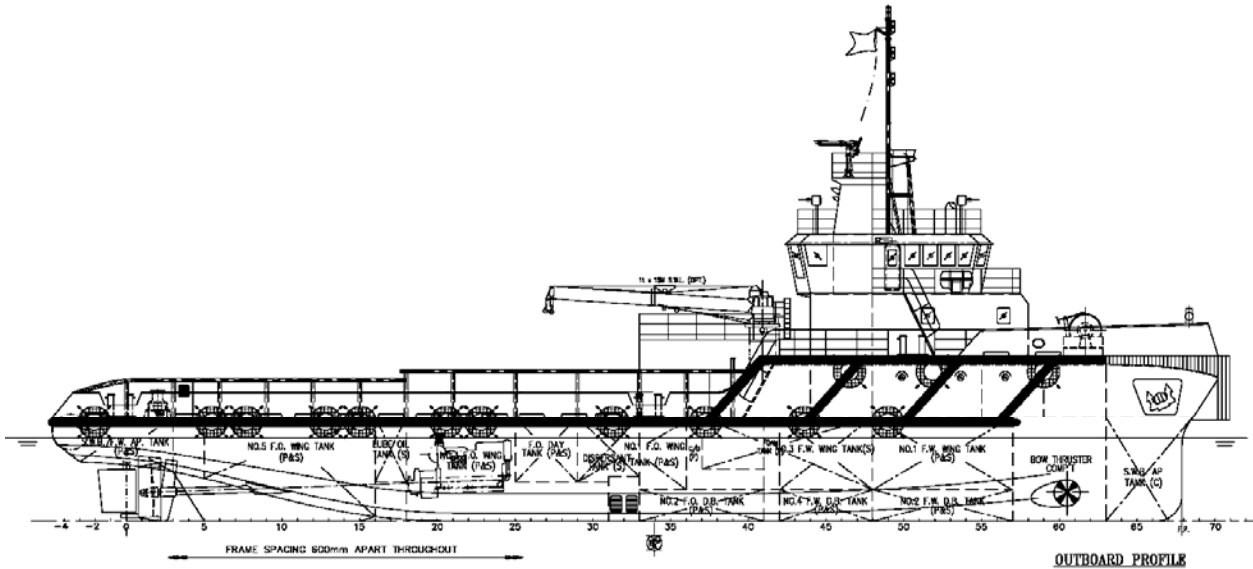
Newcruz Offshore Marine Ltd

12 International Business Park , Cyberhub@IBP #03-02, Singapore 609920

Tel: +65 65050 600 | Fax: +65 65050 601 | Email: marketing@swiber.com | Website: www.swiber.com

SWIBER ANNA

3,500 BHP Anchor Handling Tug



Newcruz Offshore Marine Ltd

12 International Business Park , Cyberhub@IBP #03-02, Singapore 609920

Tel: +65 65050 600 | Fax: +65 65050 601 | Email: marketing@swiber.com | Website: www.swiber.com