



# SWIBER 99 2,500 BHP Utility / Support Tug

## GENERAL SPECIFICATION

### General Particulars

Year Built	1998
Flag	Indonesia
Class	BV and BKI (Dual Class)
Notation	1 ✕ Hull ✕ MACH Tug, Unrestricted navigation

### Principal Dimensions

Length Overall	45.00m
Breadth Moulded	10.00m
Depth Moulded	5.00m
Design Draft	3.35m
Maximum Draft	4.00m
GRT / NRT	497T / 150T

### Machinery

Main Engine	2 x Caterpillar D399TA, 1,225 BHP @ 1,200rpm each
Main Generator	2 x Caterpillar 3406C, 160kW @ AC415V/3ph/50Hz
Gearbox	2 x Reintjes WAF561, Ratio 3.96:1
Steering Gear	1 x 3.0 t-m electro hydraulic
Bow Thruster	1 x 2.8 Tons Schottel model STT 1100

### Performance & Consumption

Bollard Pull	30 Tons
Fuel Consumption At 100% MCR	7.5 Tons/day
Maximum speed	10 Knots
Clear Deck Space	168m <sup>2</sup>

### Deck Machinery

Towing Winch	32T SWL hydraulic electric
--------------	----------------------------

### Tank Capacity

Fuel Oil	355m <sup>3</sup>
Fresh Water	137m <sup>3</sup>

### Accommodation

4 x 1 man cabin	4 men
2 x 2 men cabin	4 men
1 x 4 men cabin	<u>4 men</u>
Total	<u>12 men</u>

### Communications Equipment

GMDSS/ Radar/ GPS/ Echo Sounder/ Navtex Receiver/ SSB/  
Immarsat-C

### Miscellaneous/ Others

Oily Water Separator	1 x 0.5m <sup>3</sup> /hr @ 2kg/cm <sup>3</sup> @ 15ppm
----------------------	---

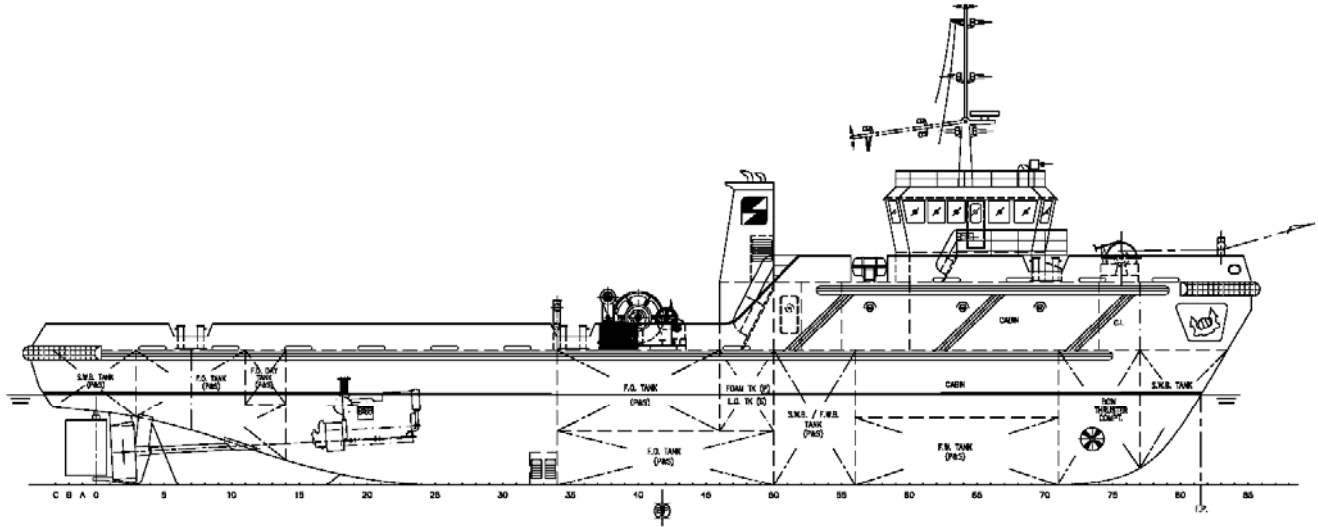
### Newcruz Offshore Marine Ltd

12 International Business Park , Cyberhub@IBP #03-02, Singapore 609920

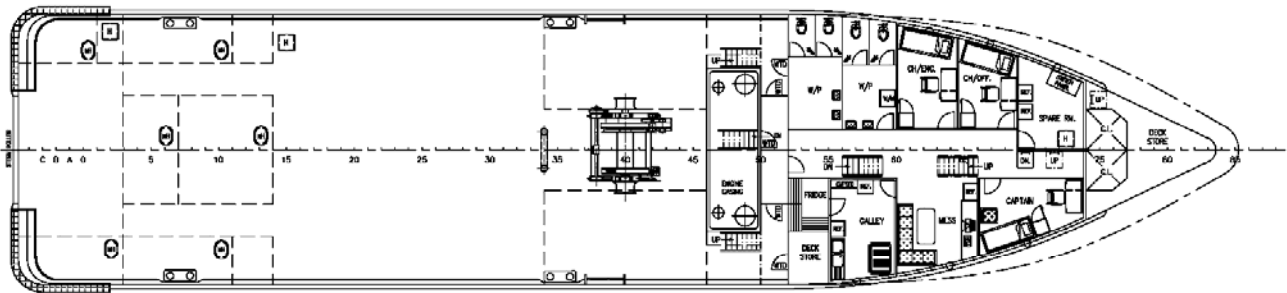
Tel: +65 65050 600 | Fax: +65 65050 601 | Email: marketing@swiber.com | Website: www.swiber.com

# SWIBER 99

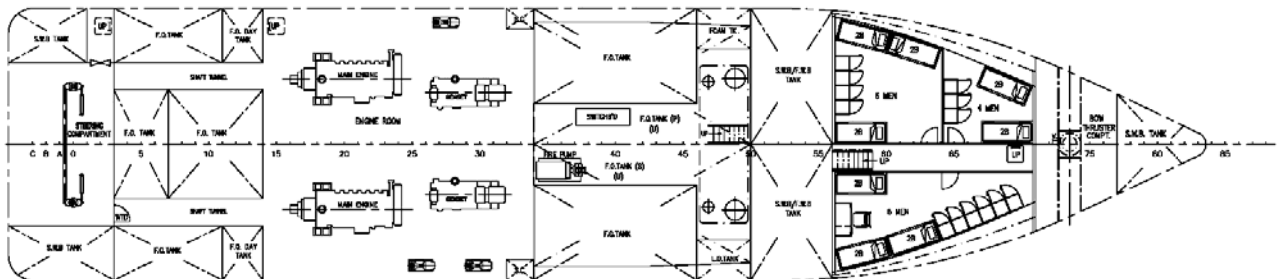
## 2,500 BHP Utility / Support Tug



**OUTBOARD PROFILE**



**MAIN DECK**



**BELOW MAIN DECK**

**Newcruz Offshore Marine Ltd**

12 International Business Park , Cyberhub@IBP #03-02, Singapore 609920

Tel: +65 65050 600 | Fax: +65 65050 601 | Email: [marketing@swiber.com](mailto:marketing@swiber.com) | Website: [www.swiber.com](http://www.swiber.com)