



SWIBER 283

Flat Top Cargo Barge (Ballastable)

GENERAL SPECIFICATION

General Particulars

Year Built	2006
Flag	Singapore
Class	ABS
Notation	✱ A1, Tank Barge

Principal Dimensions

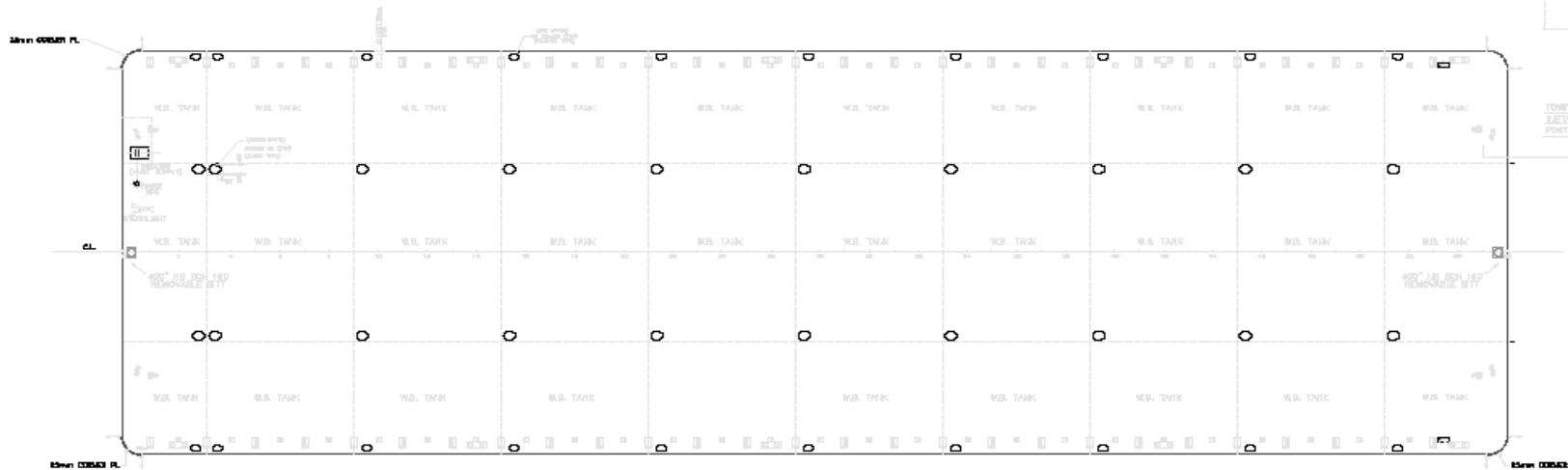
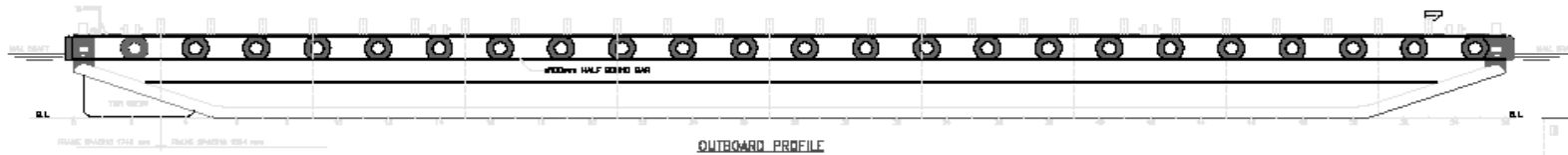
Length Overall	270 ft (82.52m)
Breadth Overall	90 ft (27.43m)
Depth Moulded	18 ft (5.50m)
GRT/NRT	3384 / 1015 Tons
Deck Strength	15 Tons/m ²

Above information presented are correct but not guaranteed

Kreuz Offshore Marine Pte Ltd

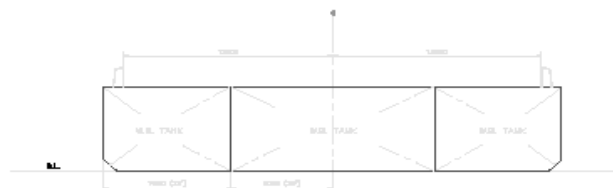
12 International Business Park , Cyberhub@IBP #03-02, Singapore 609920

Tel: +65 65050 600 | Fax: +65 65050 601 | Email: marketing@kreuzinternational.com | Website: www.kreuzinternational.com



TOWER BRACKET IN CHINA
 FABRICATION DETAIL
 POINT SHOWN, STD. SIMILAR

MAIN DECK



PRINCIPAL PARTICULARS

- LENGTH (M/LD) _____ 282'
- BEAM (M/LD) _____ 100'
- DEPTH (M/LD) _____ 18'
- DECK LOAD _____ 15 U/m²